

Write your name here

Surname

Other names

**Pearson Edexcel Certificate**

Centre Number

Candidate Number

**Pearson Edexcel  
International GCSE**

--	--	--	--	--

--	--	--	--

# Chemistry

**Unit: KCH0/4CH0**

**Science (Double Award) KSC0/4SC0**

**Paper: 1C**

Thursday 18 May 2017 – Morning

**Time: 2 hours**

Paper Reference

**KCH0/1C 4CH0/1C  
KSC0/1C 4SC0/1C**

**You must have:**

Calculator, ruler

Total Marks

## Instructions

- Use **black** ink or ball-point pen.
- **Fill in the boxes** at the top of this page with your name, centre number and candidate number.
- Answer **all** questions.
- Answer the questions in the spaces provided – *there may be more space than you need.*
- Show all the steps in any calculations and state the units.
- Some questions must be answered with a cross in a box ☒. If you change your mind about an answer, put a line through the box ☒ and then mark your new answer with a cross ☒.

## Information

- The total mark for this paper is 120.
- The marks for **each** question are shown in brackets – *use this as a guide as to how much time to spend on each question.*

## Advice

- Read each question carefully before you start to answer it.
- Write your answers neatly and in good English.
- Try to answer every question.
- Check your answers if you have time at the end.

Turn over ►

P48084RA

©2017 Pearson Education Ltd.

1/1/1/1/1/



P 4 8 0 8 4 R A 0 1 3 6



Pearson

# THE PERIODIC TABLE

Period 1 2 3 4 5 6 7 0

Group

4	He	Helium	2
---	----	--------	---

1	H	Hydrogen	1
---	---	----------	---

1	7	Li	Lithium	3	9	Be	Beryllium	4	11	Na	Sodium	11	12	Mg	Magnesium	12	13	Al	Aluminium	13	14	Si	Silicon	14	15	P	Phosphorus	15	16	S	Sulfur	16	17	Cl	Chlorine	17	18	Ar	Argon	18																																																																																								
2	3	Li	Lithium	3	4	Be	Beryllium	4	5	B	Boron	5	6	C	Carbon	6	7	N	Nitrogen	7	8	O	Oxygen	8	9	F	Fluorine	9	10	Ne	Neon	10	11	Na	Sodium	11	12	Mg	Magnesium	12	13	Al	Aluminium	13	14	Si	Silicon	14	15	P	Phosphorus	15	16	S	Sulfur	16	17	Cl	Chlorine	17	18	Ar	Argon	18																																																																
3	11	Na	Sodium	11	12	Mg	Magnesium	12	13	Al	Aluminium	13	14	Si	Silicon	14	15	P	Phosphorus	15	16	S	Sulfur	16	17	Cl	Chlorine	17	18	Ar	Argon	18	19	K	Potassium	19	20	Ca	Calcium	20	21	Sc	Scandium	21	22	Ti	Titanium	22	23	V	Vanadium	23	24	Cr	Chromium	24	25	Mn	Manganese	25	26	Fe	Iron	26	27	Co	Cobalt	27	28	Ni	Nickel	28	29	Cu	Copper	29	30	Zn	Zinc	30	31	Ga	Gallium	31	32	Ge	Germanium	32	33	As	Arsenic	33	34	Se	Selenium	34	35	Br	Bromine	35	36	Kr	Krypton	36																								
4	19	K	Potassium	19	20	Ca	Calcium	20	21	Sc	Scandium	21	22	Ti	Titanium	22	23	V	Vanadium	23	24	Cr	Chromium	24	25	Mn	Manganese	25	26	Fe	Iron	26	27	Co	Cobalt	27	28	Ni	Nickel	28	29	Cu	Copper	29	30	Zn	Zinc	30	31	Ga	Gallium	31	32	Ge	Germanium	32	33	As	Arsenic	33	34	Se	Selenium	34	35	Br	Bromine	35	36	Kr	Krypton	36																																																								
5	37	Rb	Rubidium	37	38	Sr	Strontium	38	39	Y	Yttrium	39	40	Zr	Zirconium	40	41	Nb	Niobium	41	42	Mo	Molybdenum	42	43	Tc	Technetium	43	44	Ru	Ruthenium	44	45	Rh	Rhodium	45	46	Pd	Palladium	46	47	Ag	Silver	47	48	Cd	Cadmium	48	49	In	Indium	49	50	Sn	Tin	50	51	Sb	Antimony	51	52	Te	Tellurium	52	53	I	Iodine	53	54	Xe	Xenon	54																																																								
6	55	Cs	Caesium	55	56	Ba	Barium	56	57	La	Lanthanum	57	58	Ce	Cerium	58	59	Pr	Praseodymium	59	60	Nd	Niodymium	60	61	Pm	Promethium	61	62	Sm	Samarium	62	63	Eu	Europium	63	64	Gd	Gadolinium	64	65	Tb	Terbium	65	66	Dy	Dysprosium	66	67	Ho	Holmium	67	68	Er	Erbium	68	69	Tm	Thulium	69	70	Yb	Ytterbium	70	71	Lu	Lutetium	71	72	Hf	Hafnium	72	73	Ta	Tantalum	73	74	W	Tungsten	74	75	Re	Rhenium	75	76	Os	Osmium	76	77	Ir	Iridium	77	78	Pt	Platinum	78	79	Au	Gold	79	80	Hg	Mercury	80	81	Tl	Thallium	81	82	Pb	Lead	82	83	Bi	Bismuth	83	84	Po	Polonium	84	85	At	Astatine	85	86	Rn	Radon	86
7	87	Fr	Francium	87	88	Ra	Radium	88	89	Ac	Actinium	89	90	Th	Thorium	90	91	Pa	Protactinium	91	92	U	Uranium	92	93	Np	Neptunium	93	94	Pu	Plutonium	94	95	Am	Americium	95	96	Cm	Curium	96	97	Bk	Berkelium	97	98	Cf	Californium	98	99	Es	Einsteinium	99	100	Fm	Fermium	100	101	Mendelevium	101	102	Nobelium	102	103	Lr	Lutetium	103	104	Rf	Rutherfordium	104	105	Db	Dubnium	105	106	Sg	Seaborgium	106	107	Bh	Berkelium	107	108	Hs	Hassium	108	109	Mt	Moscovium	109	110	Ds	Darmstadtium	110	111	Rg	Rutherfordium	111	112	Cn	Copernicium	112	113	Nh	Nihonium	113	114	Fl	Flerovium	114	115	Mc	Moscovium	115	116	Lv	Livermorium	116	117	Ts	Tennessine	117	118	Og	Oganesson	118		

**Key**

Relative atomic mass
Symbol
Name
Atomic number

DO NOT WRITE IN THIS AREA

DO NOT WRITE IN THIS AREA

DO NOT WRITE IN THIS AREA



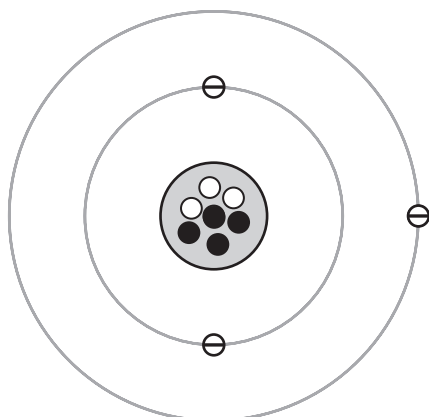
DO NOT WRITE IN THIS AREA

DO NOT WRITE IN THIS AREA

DO NOT WRITE IN THIS AREA

**Answer ALL questions.**

1 The diagram represents an atom of an element.



**Key:**

- ⊖ electron
- proton
- neutron

Use numbers from the box to complete the table.

You may use each number once, more than once or not at all.

- |   |   |   |   |   |   |   |
|---|---|---|---|---|---|---|
| 1 | 2 | 3 | 4 | 5 | 6 | 7 |
|---|---|---|---|---|---|---|

(5)

atomic number of the atom	
number of shells shown	
mass number of the atom	
number of protons in an isotope of this element	
group where the element is found in the Periodic Table	

**(Total for Question 1 = 5 marks)**



2 Substances can be classified as elements, compounds or mixtures.

(a) Which of these is the formula for a molecule of an element?

(1)

- A H
- B H<sub>2</sub>
- C H<sub>2</sub>O
- D H<sub>2</sub>O<sub>2</sub>

(b) Which of these is a mixture?

(1)

- A sodium
- B chlorine
- C sodium chloride
- D sodium chloride solution

(c) Which method can be used to separate the dyes in a food colouring?

(1)

- A chromatography
- B crystallisation
- C evaporation
- D filtration




DO NOT WRITE IN THIS AREA

DO NOT WRITE IN THIS AREA


DO NOT WRITE IN THIS AREA

(d) A student adds a large crystal of sodium chloride to some water in a beaker and leaves the beaker for a day.

The diagram shows the beaker immediately after adding the crystal, and after one day.



immediately after adding crystal



after a day

After a day, the student takes a sample from the top of the liquid and tests it to see if it contains chloride ions.

The test is positive.

(i) Describe how the student should do the test.

Include the observation for a positive test in your answer.

(3)

.....

.....

.....

.....

.....

.....

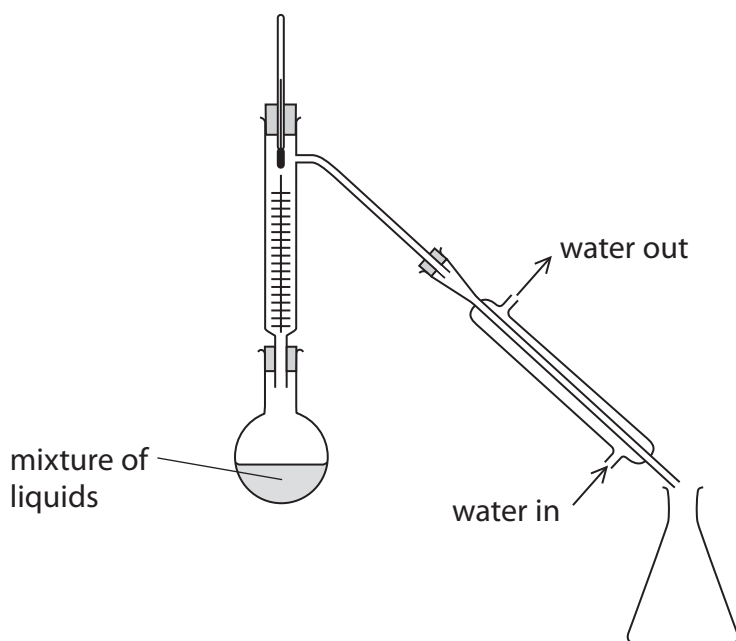
(ii) Name the process by which chloride ions move from the crystal to the top of the liquid.

(1)

.....



- (e) This apparatus is used in a laboratory to separate a mixture of liquids with similar boiling points.



- (i) The passage describes what happens when the apparatus is used.

Use words from the box to complete the passage.

You may use each word once, more than once or not at all.

(3)

beaker	burette	column
condenser	flask	thermometer

The mixture of liquids is placed in the .....

During heating, part of the mixture boils and passes up the .....

Water is used to cool the vapour in the .....



(ii) Which of these changes of state occurs in the separation?

(1)

**A** (s) → (aq)

**B** (l) → (s)

**C** (g) → (l)

**D** (aq) → (s)

(Total for Question 2 = 11 marks)

DO NOT WRITE IN THIS AREA

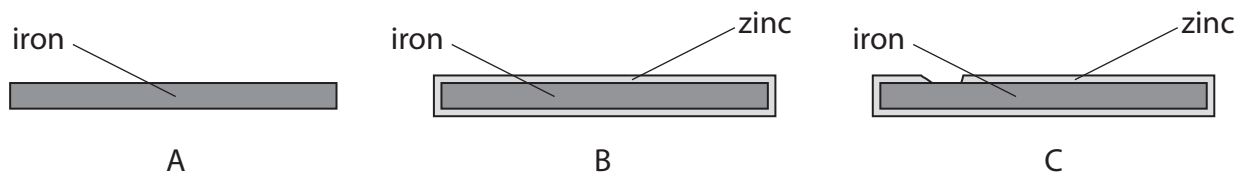
DO NOT WRITE IN THIS AREA

DO NOT WRITE IN THIS AREA



P 4 8 0 8 4 R A 0 7 3 6

3 The diagram shows three pieces of iron.



A is a piece of iron.

B is a piece of iron with a thin coating of zinc.

C is a piece of iron with some of the zinc coating missing.

(a) Name the process used to coat iron with zinc.

(1)

(b) The three pieces of iron are left in separate troughs of water and exposed to the atmosphere for several weeks.

The table shows the appearance of the pieces of iron after several weeks.

	Appearance
A	covered in a brown solid
B	shiny and unchanged in appearance
C	shiny and unchanged in appearance

(i) The brown solid contains hydrated iron(III) oxide.

What is the common name for this brown solid?

(1)

(ii) Identify the two substances that react with iron to form the brown solid.

(2)

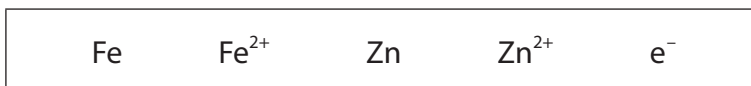
1 .....

2 .....





(iii) Explain, with reference to the symbols in the box, why the brown solid does not form on C.



(3)

.....

.....

.....

.....

.....

.....

**(Total for Question 3 = 7 marks)**

DO NOT WRITE IN THIS AREA

DO NOT WRITE IN THIS AREA

DO NOT WRITE IN THIS AREA



4 The table shows the formulae of some positive and negative ions.

It also shows the formulae of some compounds containing these ions.

	$\text{Cu}^{2+}$	$\text{Fe}^{3+}$	$\text{NH}_4^+$
$\text{Cl}^-$		$\text{FeCl}_3$	$\text{NH}_4\text{Cl}$
$\text{SO}_4^{2-}$	$\text{CuSO}_4$	$\text{Fe}_2(\text{SO}_4)_3$	
$\text{CO}_3^{2-}$	$\text{CuCO}_3$		$(\text{NH}_4)_2\text{CO}_3$

(a) Complete the table by giving the formulae of the three missing compounds.

(3)

(b) The correct name of the compound with the formula  $\text{CuSO}_4$  is

(1)

- A copper(I) sulfate
- B copper(I) sulfite
- C copper(II) sulfate
- D copper(II) sulfite

(c) Which of these descriptions is correct for  $\text{NH}_4\text{Cl}(\text{s})$  and for  $\text{NH}_4\text{Cl}(\text{aq})$ ?

(1)

	$\text{NH}_4\text{Cl}(\text{s})$	$\text{NH}_4\text{Cl}(\text{aq})$
<input type="checkbox"/> A	colourless	colourless
<input type="checkbox"/> B	colourless	white
<input type="checkbox"/> C	white	colourless
<input type="checkbox"/> D	white	white



DO NOT WRITE IN THIS AREA

DO NOT WRITE IN THIS AREA

DO NOT WRITE IN THIS AREA

(d) These tests are carried out on two separate samples of iron(III) sulfate solution.

test 1    add sodium hydroxide solution

test 2    add dilute hydrochloric acid, then add barium chloride solution

(i) Which observation is correct for test 1? (1)

- A brown precipitate
- B brown solution
- C green precipitate
- D green solution

(ii) Give the names of the two products formed in test 1. (2)

..... and .....

(iii) In test 2, there is no visible change after adding dilute hydrochloric acid.  
State why the acid is added. (1)

(iv) In test 2, barium sulfate is formed after adding barium chloride solution.  
State the observation that is made. (1)



(e) Describe a test to show that a sample of  $\text{CuCO}_3$  contains the  $\text{CO}_3^{2-}$  ion.

(3)

.....

.....

.....

.....

.....

.....

.....

**(Total for Question 4 = 13 marks)**

DO NOT WRITE IN THIS AREA

DO NOT WRITE IN THIS AREA

DO NOT WRITE IN THIS AREA



DO NOT WRITE IN THIS AREA

DO NOT WRITE IN THIS AREA

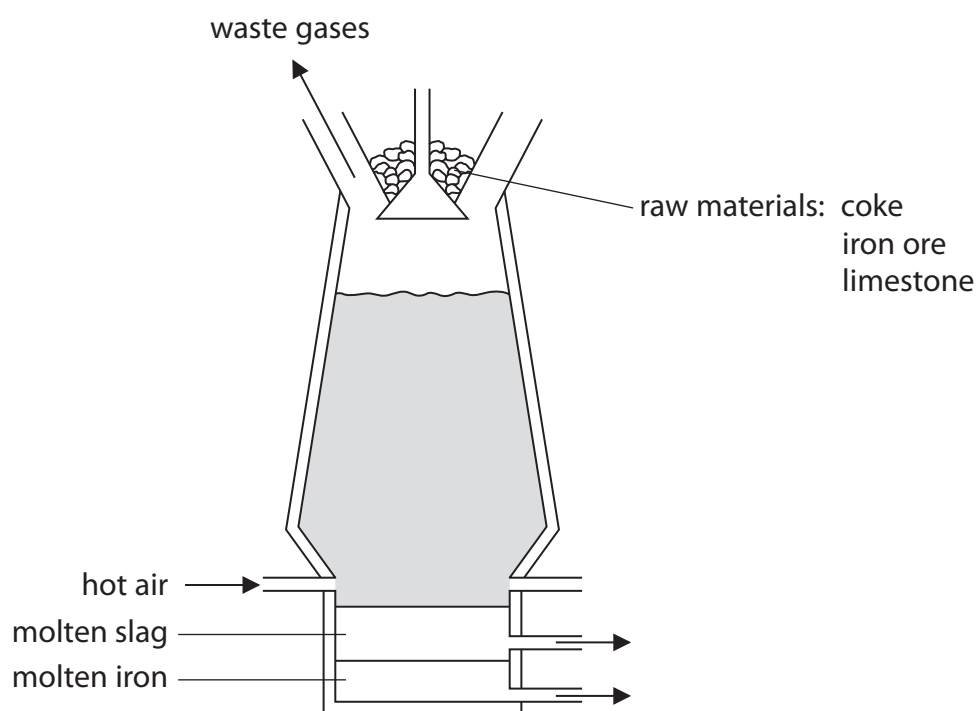
DO NOT WRITE IN THIS AREA

**BLANK PAGE**



P 4 8 0 8 4 R A 0 1 3 3 6

5 The diagram shows a blast furnace used to extract iron from its ore.



(a) State the purpose of these reactions in the blast furnace.



(1)



(1)



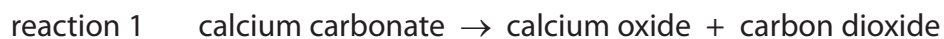
DO NOT WRITE IN THIS AREA

DO NOT WRITE IN THIS AREA

DO NOT WRITE IN THIS AREA

(b) Iron ore contains the impurity silicon dioxide. The purpose of the limestone is to remove this impurity.

The word equations for the reactions that occur are



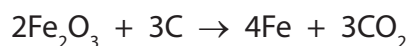
Write a chemical equation for each of these reactions.

(2)

reaction 1 .....

reaction 2 .....

(c) The equation for a reaction that occurs in the blast furnace is



Explain, with reference to the reactants in this equation, why this is a redox reaction.

(2)

.....  
.....  
.....  
.....

**(Total for Question 5 = 6 marks)**



6 Poly(ethene) is a common polymer. It is obtained from crude oil by fractional distillation, cracking and polymerisation.

(a) The passage is about the fractional distillation of crude oil.

Use words from the box to complete the passage.

You may use each word once, more than once or not at all.

(4)

boiling point	condensation	melting point
sublimation	temperature	vaporisation

The crude oil is heated so that ..... occurs. The column has a ..... gradient. The compounds in the crude oil pass up the column and ..... occurs at different heights depending on the ..... of each fraction.

(b) The table lists some statements about cracking.

Place ticks (✓) in the boxes to show the three correct statements.

(3)

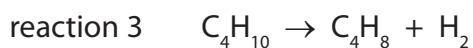
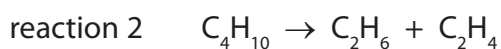
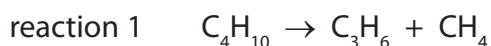
the molecules that are cracked are hydrocarbons	<input type="checkbox"/>
catalytic cracking uses iron as the catalyst	<input type="checkbox"/>
cracking is used because of different demands for hydrocarbons	<input type="checkbox"/>
cracking reactions are examples of addition reactions	<input type="checkbox"/>
cracking produces molecules with shorter chains	<input type="checkbox"/>
$\text{CH}_4 + 2\text{O}_2 \rightarrow \text{CO}_2 + 2\text{H}_2\text{O}$ is an equation for a cracking reaction	<input type="checkbox"/>





(c) When one molecule of butane is cracked, there are three possible reactions.

The equations for these reactions are



(i) One product in each of these reactions is an alkene.

What is the general formula for the homologous series of alkenes?

(1)

(ii) What are the names of the products of reaction 1?

(2)

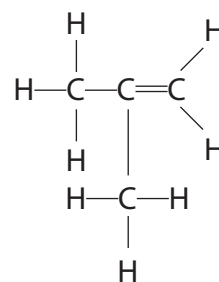
and

(iii) Draw the displayed formula of the saturated product of reaction 2.

(1)

(iv) The hydrocarbon formed in reaction 3 has three isomers.

The displayed formula for one of the isomers is



Draw the displayed formula for each of the two other isomers.

(2)

isomer 1	isomer 2
----------	----------





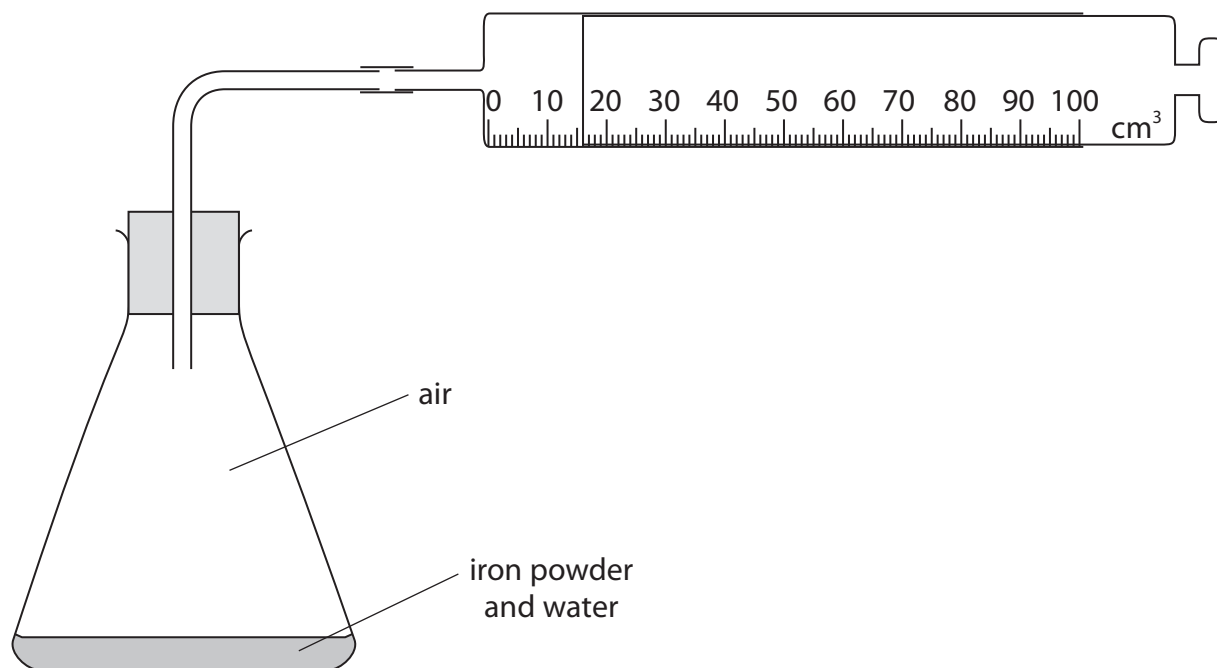
DO NOT WRITE IN THIS AREA

DO NOT WRITE IN THIS AREA

DO NOT WRITE IN THIS AREA

7 A student uses the reaction between iron and oxygen in an experiment to find the percentage by volume of oxygen in air.

The diagram shows his apparatus.



(a) State the advantage of using iron powder rather than pieces of iron.

(1)

.....  
.....

(b) Why is it necessary for the student to mix the iron powder with water?

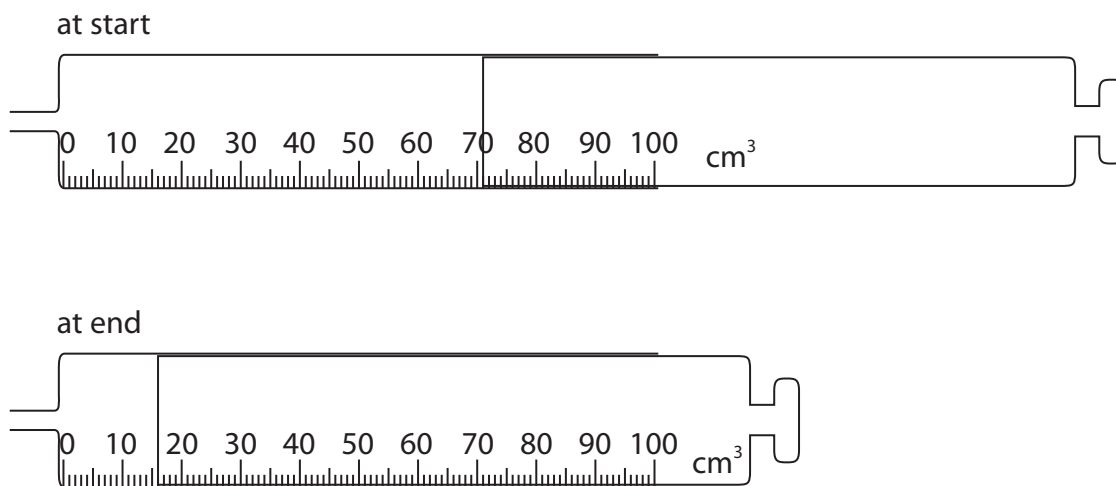
(1)

.....  
.....



- (c) The student records the reading on the syringe at the start of the experiment. He then records the reading every day until there is no further change.

The diagram shows the syringe at the start and at the end of the experiment.



Use the readings to complete the table, entering all values to the nearest 1 cm<sup>3</sup>.

(3)

volume reading at start in cm <sup>3</sup>	
volume reading at end in cm <sup>3</sup>	
change in volume in cm <sup>3</sup>	

- (d) The student repeats the experiment but obtains a much smaller change in volume.

Which of these could be a reason for the smaller change in volume?

(1)

- A** he uses 10 cm<sup>3</sup> of water instead of 5 cm<sup>3</sup>
- B** he leaves the apparatus for a longer time
- C** he leaves the apparatus in a warmer place
- D** he uses a smaller mass of iron powder



(e) During another experiment, the student writes down these values.

volume of air in conical flask and glass tube	250 cm <sup>3</sup>
syringe reading at start	90
syringe reading at end	20
volume of oxygen reacting	70 cm <sup>3</sup>

The student incorrectly calculates the percentage by volume of oxygen in air.

This is his working.

$$\frac{70 \times 100}{90} = 78\%$$

(i) Identify the mistake in his working.

(1)

(ii) Use values from the table to correctly calculate the percentage by volume of oxygen in air.

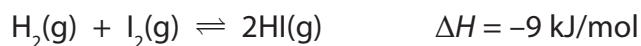
(2)

percentage = ..... %

**(Total for Question 7 = 9 marks)**

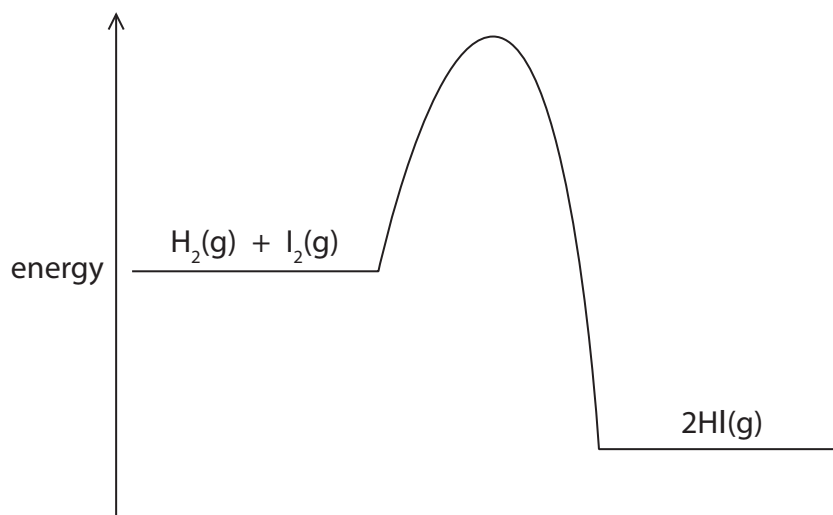


- 8 Hydrogen iodide can be manufactured from its elements using this reaction.



A temperature of  $500^\circ\text{C}$ , a pressure of 4 atm and a platinum catalyst are used in this manufacturing process.

- (a) The diagram shows the reaction profile if a catalyst is not used.



- (i) On the diagram, draw the reaction profile when a platinum catalyst is used. (1)
- (ii) Label the diagram to show the enthalpy change ( $\Delta H$ ) and the activation energy ( $E_{\text{cat}}$ ) for the reaction with the catalyst. (2)
- (b) A manufacturer carries out this reaction using the same catalyst, a pressure of 4 atm, but a temperature of  $400^\circ\text{C}$ .
- (i) State the effect of this change in temperature on the rate of the reaction. (1)

- (ii) Explain the effect of this change on the yield of hydrogen iodide. (2)



DO NOT WRITE IN THIS AREA

DO NOT WRITE IN THIS AREA

DO NOT WRITE IN THIS AREA

(c) The manufacturer then carries out this reaction using the same catalyst, a temperature of 500 °C, but a pressure of 2 atm.

(i) Suggest what effect this change in pressure would have on the rate of the reaction. (1)

.....  
.....

(ii) Explain the effect of this change on the yield of hydrogen iodide. (2)

.....  
.....  
.....  
.....

**(Total for Question 8 = 9 marks)**



9 Bromine, chlorine and iodine are elements in Group 7 of the Periodic Table.

(a) Place ticks (✓) in the boxes to show the three correct statements about the elements in Group 7.

(3)

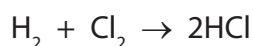
the elements can be obtained by electrolysis of molten metal halides	
the elements with paler colours are lower down the group	
the boiling points decrease down the group	
the elements form covalent compounds with other non-metals	
their molecules contain two atoms	
all are gases at room temperature	

(b) Group 7 elements are called halogens because they react with metals to form salts.

Write a chemical equation to show the formation of the salt potassium iodide from a metal and a halogen.

(1)

(c) The equation for the reaction between hydrogen and chlorine is



At room temperature, hydrogen chloride and hydrochloric acid can both be represented by the formula HCl.

Insert the state symbol after each formula.

(2)

hydrogen chloride, HCl(.....)

hydrochloric acid, HCl(.....)





(d) Hydrogen chloride is dissolved in methylbenzene.

When a piece of magnesium ribbon is then added to this solution there is no reaction.

When water is added to this mixture and it is shaken, a reaction occurs.

Explain the observation in this reaction.

(3)

.....

.....

.....

.....

.....

.....

.....

.....

.....

.....

(e) Halogens can take part in displacement reactions with halides.

The table gives information about the addition of halogen solutions to halide solutions.

Test	Halogen solution added	Halide solution	Result
1	bromine	sodium iodide	displacement reaction occurs
2	chlorine	sodium chloride	no reaction
3	iodine	sodium chloride	no reaction

(i) Explain which test gives a result that **cannot** be used to compare the reactivities of halogens.

(2)

.....

.....

.....

.....



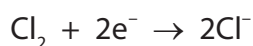
(ii) Which observation shows that a displacement reaction occurs in test 1?

(1)

- A effervescence is seen
- B purple fumes appear
- C the solution becomes darker
- D a white precipitate forms

(f) Astatine is an element in Group 7 that could also be involved in displacement reactions.

The ionic half-equations for one of these reactions would be



(i) Write an ionic equation for this displacement reaction.

(1)

(ii) Explain, with reference to the appropriate species and to electrons, why this reaction is described as a redox reaction.

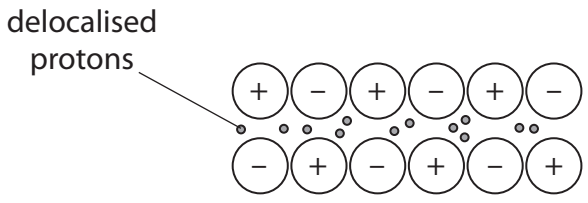
(2)

(Total for Question 9 = 15 marks)



10 This question is about magnesium and its compounds.

(a) A student draws this labelled diagram to show the particles in magnesium metal.



He makes two mistakes.

State the two corrections he should make to his labelled diagram.

(2)

1 .....

2 .....

(b) Explain why magnesium metal is malleable and a good conductor of electricity.

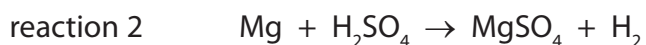
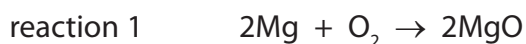
(4)

.....  
.....  
.....  
.....  
.....  
.....  
.....  
.....  
.....  
.....



- (c) Magnesium is a reactive metal. Its reactivity can be seen in its reactions with oxygen and dilute sulfuric acid.

The chemical equations for these reactions are



- (i) In reaction 1, some magnesium is ignited and then placed in a jar of oxygen gas.

State two observations that would be made.

(2)

1 .....

2 .....

- (ii) Which of these is a correct statement about the gas formed in reaction 2?

(1)

- A** it makes a squeaky pop with a lighted splint
- B** it relights a glowing splint
- C** it turns damp blue litmus paper red
- D** it turns limewater milky



DO NOT WRITE IN THIS AREA

DO NOT WRITE IN THIS AREA

DO NOT WRITE IN THIS AREA

(d) The student used this method to obtain a sample of magnesium sulfate crystals from the solution formed in reaction 2.

- heat the solution in a beaker for several minutes
- dip a glass rod into the hot solution for a few seconds and then remove it
- allow the solution to cool to room temperature
- filter off the crystals and then dry them

(i) Why does the student heat the solution?

(1)

.....

.....

(ii) Explain why the student dips a glass rod into the heated solution.

(2)

.....

.....

.....

.....

(iii) Give the formulae of the two compounds that pass through the filter paper.

(2)

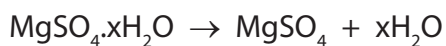
1 .....

2 .....



- (e) After drying the crystals, the student weighs them and then heats them until they reach a constant mass.

This equation represents the change that occurs during heating.



These are the student's results.

mass of dry crystals before heating = 17.2 g

mass of crystals after heating to a constant mass = 8.3 g

Use these results to find the value of  $x$  in the formula of  $\text{MgSO}_4 \cdot x\text{H}_2\text{O}$

[ $M_r$  values:  $\text{MgSO}_4 = 120$ ,  $\text{H}_2\text{O} = 18$ ]

(4)

value of  $x = \dots\dots\dots$

**(Total for Question 10 = 18 marks)**



DO NOT WRITE IN THIS AREA

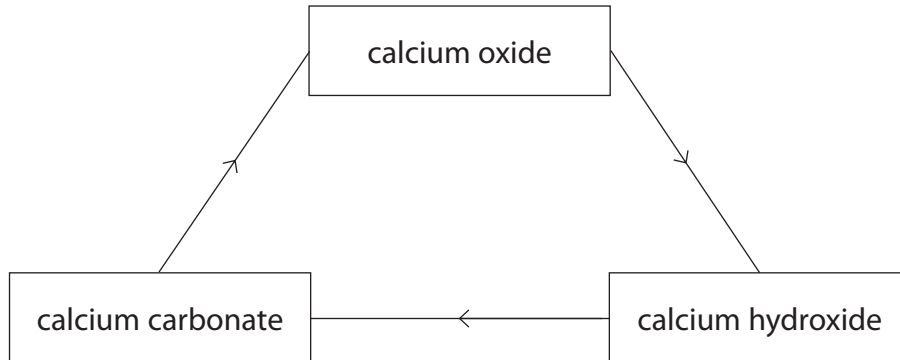
DO NOT WRITE IN THIS AREA

DO NOT WRITE IN THIS AREA

11 This question is about calcium compounds.

(a) The diagram gives information about the reactions of some calcium compounds used to make mortar.

Mortar contains calcium hydroxide and is used to join bricks together when building walls.

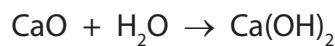


These reactions occur when the calcium hydroxide in mortar is obtained from calcium carbonate.

- calcium carbonate is strongly heated to form calcium oxide
- water is added to calcium oxide to form calcium hydroxide

The calcium hydroxide in mortar reacts with carbon dioxide from the atmosphere to form calcium carbonate.

(i) The equation for one of these reactions is



Calculate the mass of water needed to react exactly with 28 kg of calcium oxide.

(3)

mass of water = .....

(ii) Explain why the reaction between carbon dioxide and calcium hydroxide can be described as neutralisation.

(2)

.....

.....

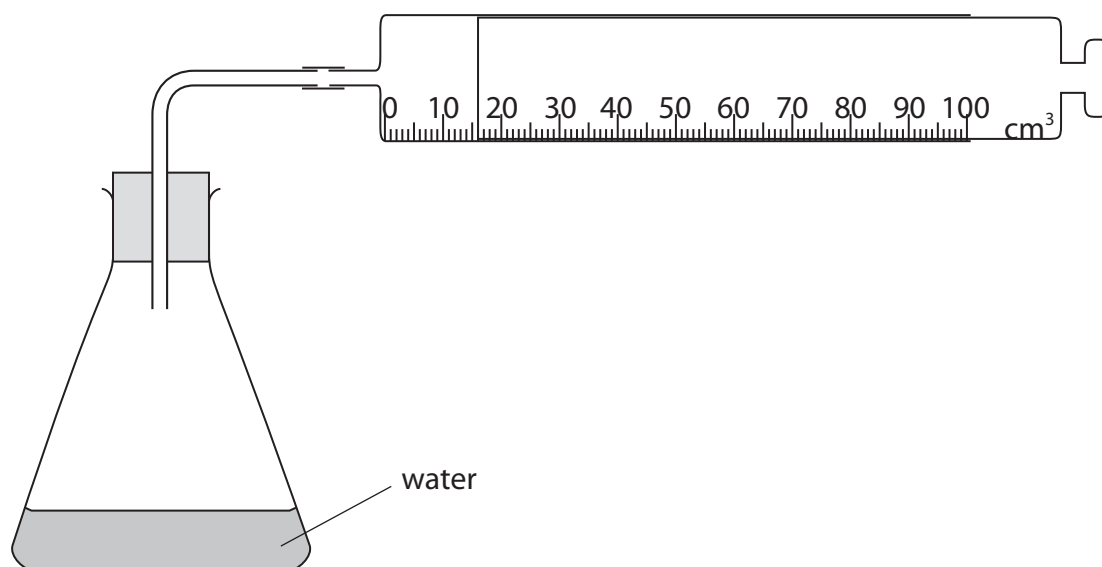
.....

.....



(b) Calcium carbide is a reactive solid. When water is added to it, a gas (ethyne) is formed.

A teacher uses this apparatus to investigate the rate of reaction between calcium carbide and water.



This is the teacher's method.

- record the temperature of the water in the flask
- add a known mass of calcium carbide and replace the bung in the flask
- record the time taken to collect  $100\text{ cm}^3$  of gas in the syringe

The teacher repeats the experiment using the same volume of water and the same mass of calcium carbide, but with the water at different temperatures.





DO NOT WRITE IN THIS AREA

DO NOT WRITE IN THIS AREA

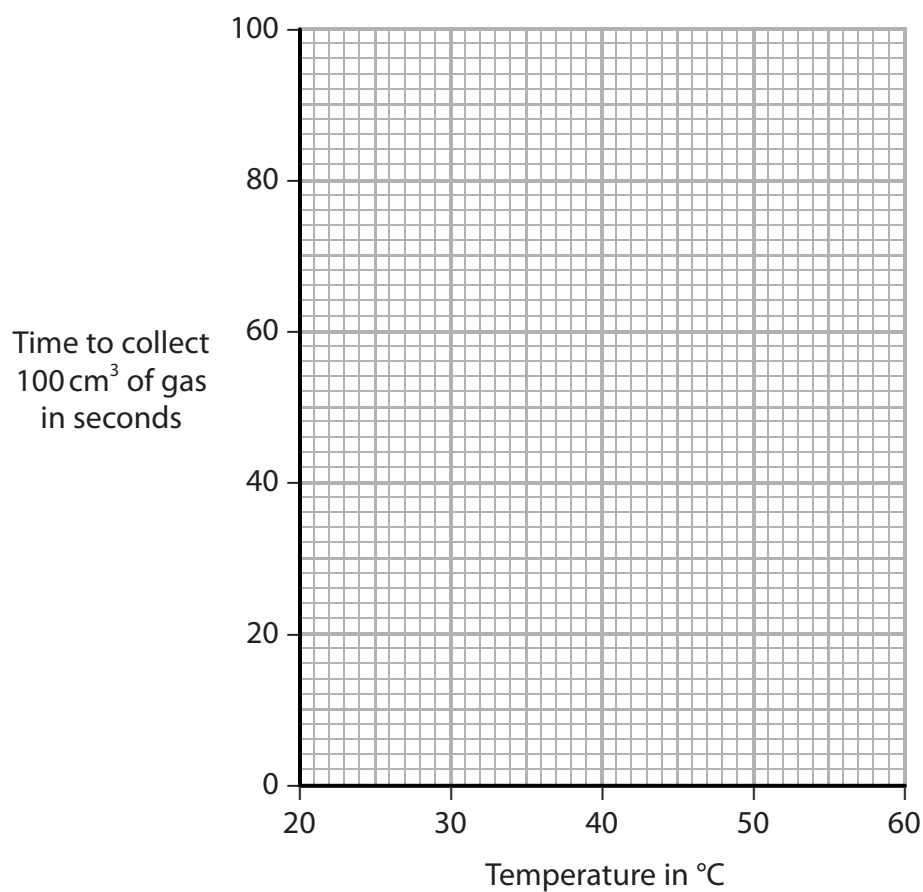
DO NOT WRITE IN THIS AREA

The table shows the results for six different temperatures.

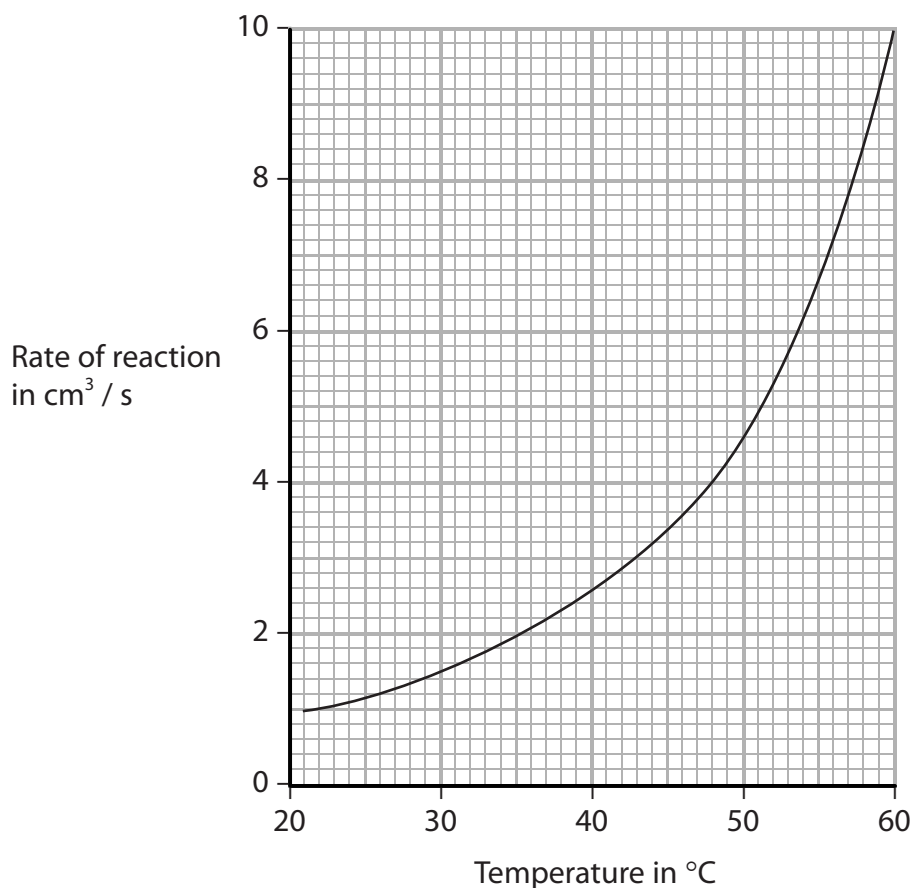
<b>Temperature of water in °C</b>	21	32	40	49	56	60
<b>Time to collect 100 cm<sup>3</sup> of gas in seconds</b>	100	59	38	24	14	10

Plot these results on the grid and draw a curve of best fit.

(3)



(c) The teacher plots this graph to show how the rate of reaction varies with temperature.



Her graph shows that the rate of reaction is not directly proportional to temperature.

There are two reasons why the rate of reaction increases as the temperature increases.

One reason is that the water molecules move more quickly and collide more frequently with calcium carbide particles.

Explain the other reason for the increase in the rate of reaction.

(3)

.....

.....

.....

.....

.....

.....

.....

(Total for Question 11 = 11 marks)

**TOTAL FOR PAPER = 120 MARKS**



DO NOT WRITE IN THIS AREA

DO NOT WRITE IN THIS AREA

DO NOT WRITE IN THIS AREA

**BLANK PAGE**



DO NOT WRITE IN THIS AREA

DO NOT WRITE IN THIS AREA

DO NOT WRITE IN THIS AREA

**BLANK PAGE**

Every effort has been made to contact copyright holders to obtain their permission for the use of copyright material. Pearson Education Ltd. will, if notified, be happy to rectify any errors or omissions and include any such rectifications in future editions.

