

Write your name here

Surname

Other names

Pearson Edexcel Certificate

Centre Number

Candidate Number

**Pearson Edexcel
International GCSE**

--	--	--	--	--

--	--	--	--

Chemistry

Unit: KCH0/4CH0

Science (Double Award) KSC0/4SC0

Paper: 1C

Monday 12 January 2015 – Morning

Time: 2 hours

Paper Reference

**KCH0/1C 4CH0/1C
KSC0/1C 4SC0/1C**

You must have:

Ruler, calculator

Total Marks

Instructions

- Use **black** ink or ball-point pen.
- **Fill in the boxes** at the top of this page with your name, centre number and candidate number.
- Answer **all** questions.
- Answer the questions in the spaces provided – *there may be more space than you need.*
- Show all the steps in any calculations and state the units.
- Some questions must be answered with a cross in a box ☒. If you change your mind about an answer, put a line through the box ☒ and then mark your new answer with a cross ☒.

Information

- The total mark for this paper is 120.
- The marks for **each** question are shown in brackets – *use this as a guide as to how much time to spend on each question.*

Advice

- Read each question carefully before you start to answer it.
- Keep an eye on the time.
- Write your answers neatly and in good English.
- Try to answer every question.
- Check your answers if you have time at the end.

Turn over ►

P44254A

©2015 Pearson Education Ltd.

1/1/1/1/1/



PEARSON

THE PERIODIC TABLE

Period 1 2 3 4 5 6 7 0

1	Group																4 He Helium 2	
1	1 H Hydrogen 1																	
2	7 Li Lithium 3	9 Be Beryllium 4											11 B Boron 5	12 C Carbon 6	14 N Nitrogen 7	16 O Oxygen 8	19 F Fluorine 9	20 Ne Neon 10
3	23 Na Sodium 11	24 Mg Magnesium 12											27 Al Aluminium 13	28 Si Silicon 14	31 P Phosphorus 15	32 S Sulfur 16	35.5 Cl Chlorine 17	40 Ar Argon 18
4	39 K Potassium 19	40 Ca Calcium 20	45 Sc Scandium 21	48 Ti Titanium 22	51 V Vanadium 23	52 Cr Chromium 24	55 Mn Manganese 25	56 Fe Iron 26	59 Co Cobalt 27	59 Ni Nickel 28	63.5 Cu Copper 29	65 Zn Zinc 30	70 Ga Gallium 31	73 Ge Germanium 32	75 As Arsenic 33	79 Se Selenium 34	84 Kr Krypton 36	
5	86 Rb Rubidium 37	88 Sr Strontium 38	89 Y Yttrium 39	91 Zr Zirconium 40	93 Nb Niobium 41	96 Mo Molybdenum 42	99 Tc Technetium 43	101 Ru Ruthenium 44	103 Rh Rhodium 45	106 Pd Palladium 46	108 Ag Silver 47	112 Cd Cadmium 48	115 In Indium 49	119 Sn Tin 50	122 Sb Antimony 51	128 Te Tellurium 52	131 Xe Xenon 54	
6	133 Cs Caesium 55	137 Ba Barium 56	139 La Lanthanum 57	179 Hf Hafnium 72	181 Ta Tantalum 73	184 W Tungsten 74	186 Re Rhenium 75	190 Os Osmium 76	192 Ir Iridium 77	195 Pt Platinum 78	197 Au Gold 79	201 Hg Mercury 80	204 Tl Thallium 81	207 Pb Lead 82	209 Bi Bismuth 83	210 Po Polonium 84	210 At Astatine 85	222 Rn Radon 86
7	223 Fr Francium 87	226 Ra Radium 88	227 Ac Actinium 89															

Key

Relative atomic mass
Symbol
Name
Atomic number



BLANK PAGE



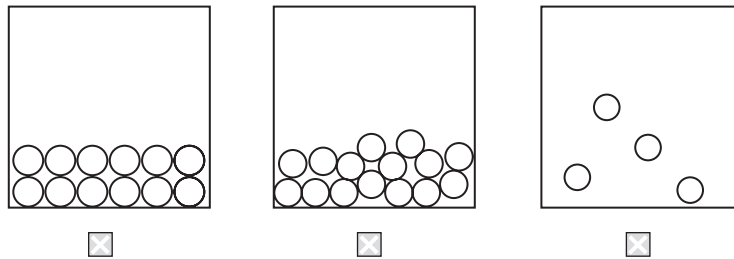
Answer ALL questions.

1 This question is about the elements hydrogen and oxygen.

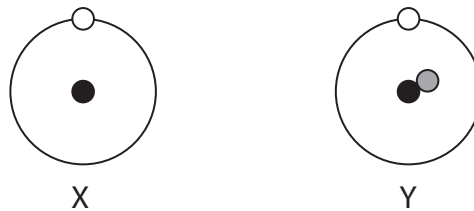
(a) The circles in the diagrams represent molecules of hydrogen.

Place a cross (☒) in the box under the diagram that represents hydrogen gas.

(1)



(b) The diagram below shows two different atoms of hydrogen.



(i) The particle furthest from the centre of each atom is

(1)

- A** an electron
- B** a neutron
- C** a nucleus
- D** a proton

(ii) The particle present in atom Y but not in atom X is

(1)

- A** an electron
- B** a neutron
- C** a nucleus
- D** a proton

(iii) Both atoms are neutral because they have the same number of

(1)

- A** electrons and neutrons
- B** electrons and protons
- C** electrons, neutrons and protons
- D** neutrons and protons



(c) Different atoms of oxygen can be represented as



Select words or phrases from the box to complete the sentence about these atoms of oxygen.

You may use each word or phrase once, more than once or not at all.

atomic numbers	isotopes	mass numbers	numbers of electrons
----------------	----------	--------------	----------------------

(3)

These atoms of oxygen are called

because their are the same

but their are different.

(Total for Question 1 = 7 marks)



2 This question is about the separation of mixtures.

(a) The table shows some methods used to separate mixtures.

(i) Place a tick (✓) in one box in each row of the table to show the best method of separation for each mixture.

(4)

Separation		Method of separation			
		Chromatography	Simple distillation	Filtration	Fractional distillation
P	red ink from a mixture of coloured inks				
Q	ethanol from a mixture of ethanol and water				
R	sand from a mixture of sand and water				
S	water from copper(II) sulfate solution				

(ii) Which of the mixtures P, Q, R or S contains an undissolved solid?

(1)



(b) Pure dry crystals of magnesium nitrate can be obtained from magnesium nitrate solution by crystallisation.

These steps describe the method, but the steps are in the wrong order.

- A** allow the solution to cool to room temperature
- B** heat the solution to evaporate some of the water
- C** pour the mixture of crystals and solution through filter paper
- D** put the crystals in a warm place to dry
- E** dip a glass rod into the solution to see if crystals form

Write a letter in each box to show the correct order.

One has been done for you.

(2)

	E			
--	---	--	--	--

(Total for Question 2 = 7 marks)



3 This question is about tests for some elements and compounds.

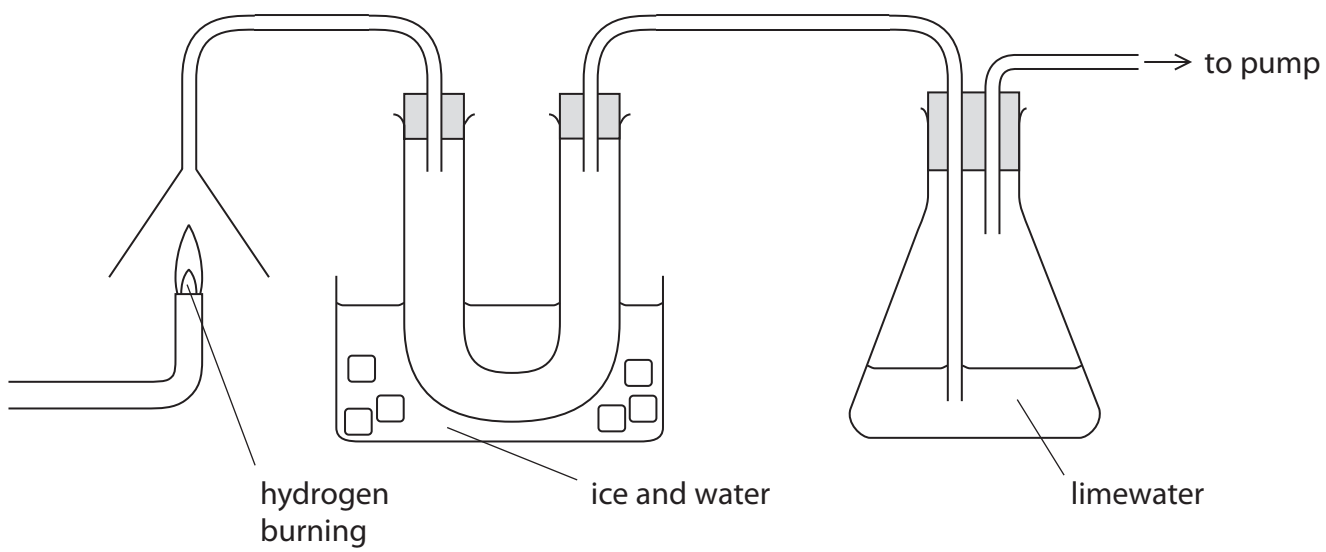
(a) What is the test for hydrogen?

(1)

.....

.....

(b) The diagram shows hydrogen burning in air, and how some of the gases passing through the apparatus are collected and tested.



A colourless liquid collects in the U-shaped tube and the limewater turns cloudy **very** slowly.

(i) Describe a **chemical** test to show that the colourless liquid contains water.

(2)

test

result

(ii) Describe a **physical** test to show that the colourless liquid is pure water.

(2)

test

result



(iii) A reaction involving carbon dioxide causes the cloudiness in the limewater.

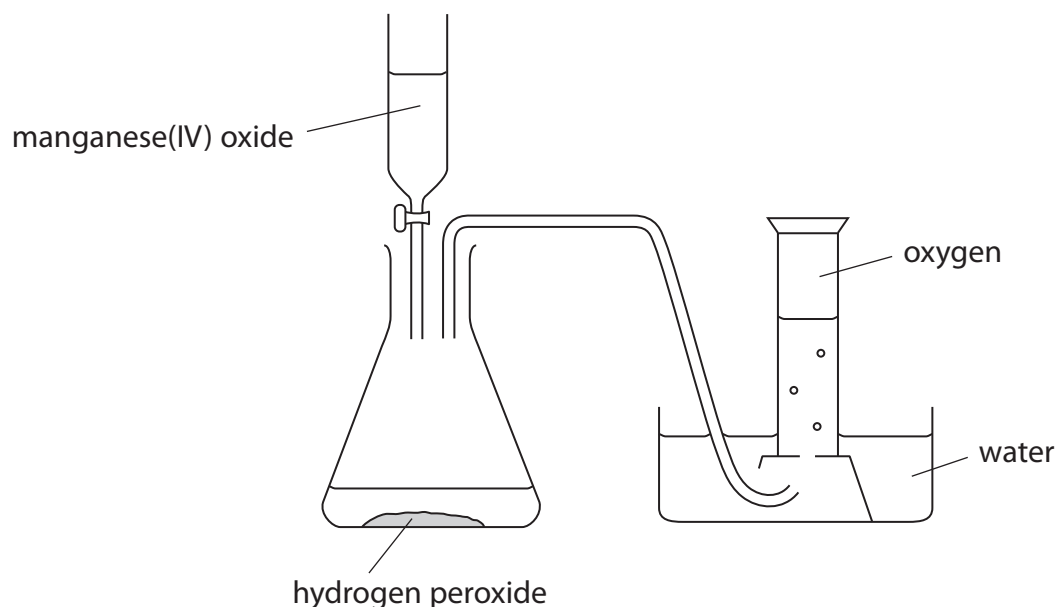
Place crosses (☒) in **two** boxes to show the correct statements about this reaction. (2)

- carbon dioxide forms when the hydrogen burns
- carbon dioxide from the air reacts to cause the cloudiness
- the cloudiness is caused by the formation of calcium hydroxide
- the cloudiness is caused by the formation of a white precipitate
- the reaction in the limewater is an example of oxidation

(Total for Question 3 = 7 marks)



- 4 A student draws this diagram to show how he plans to prepare and collect oxygen gas in a laboratory.



(a) The student makes a mistake in the labelling. He also misses out a piece of apparatus.

(i) State the mistake in the labelling of the diagram.

(1)

(ii) Identify the piece of apparatus missing from the diagram.

(1)

(iii) State why this piece of apparatus is necessary.

(1)


(b) The student adds the missing piece of apparatus, then collects some oxygen gas. This oxygen gas contains water vapour.

Suggest how he could alter the apparatus so that he could collect dry oxygen gas.

(1)



(c) Balance the equation for the reaction used in this preparation of oxygen. (1)



(d) The manganese(IV) oxide acts as a catalyst.

What is meant by the term **catalyst**? (2)

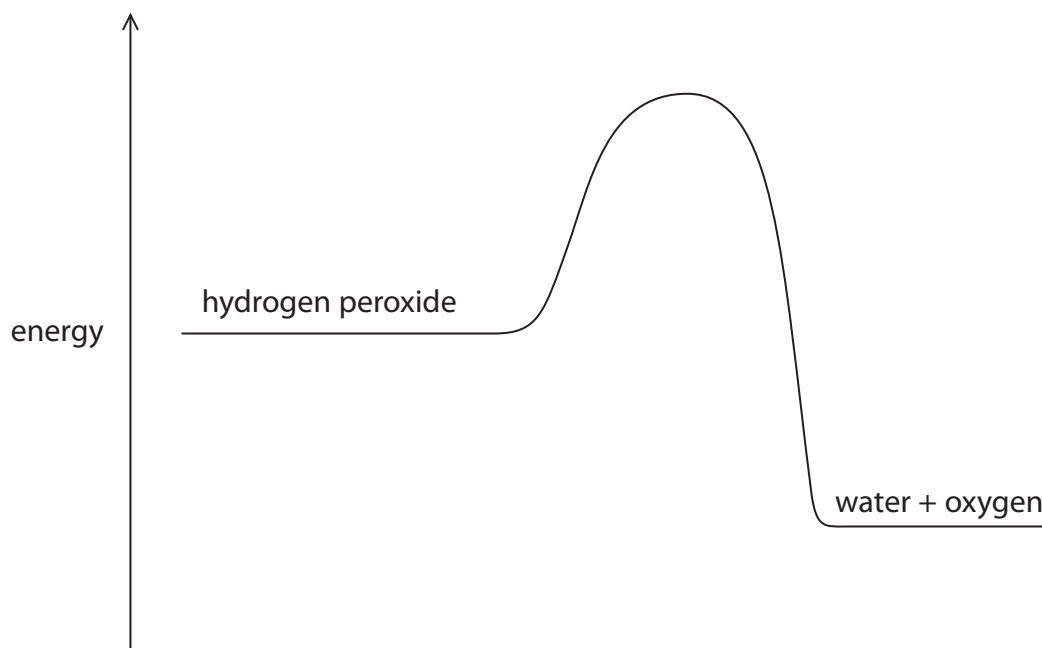
.....

.....

.....

.....

(e) The diagram shows the reaction profile for the decomposition of hydrogen peroxide without a catalyst.



(i) Label the diagram to show the activation energy (E_a) for this reaction. (1)

(ii) On the diagram, draw a curve to represent the reaction profile for the same reaction when a catalyst is used. (1)

(Total for Question 4 = 9 marks)



5 This question is about aluminium sulfate, a soluble salt with many uses.

(a) One type of aluminium sulfate has the formula $\text{Al}_2(\text{SO}_4)_3 \cdot 16\text{H}_2\text{O}(\text{s})$

(i) How many different elements are shown in this formula? (1)

(ii) The H_2O in this formula shows that this type of aluminium sulfate is (1)

- A anhydrous
- B hydrated
- C solid
- D soluble

(b) Some types of fire extinguisher use a reaction between aluminium sulfate and sodium hydrogencarbonate.

The equation for this reaction is



(i) State the names of the two metal-containing products of this reaction. (1)

..... and

(ii) Carbon dioxide is used in some fire extinguishers.

Explain why carbon dioxide is effective at extinguishing fires. (2)

.....

.....

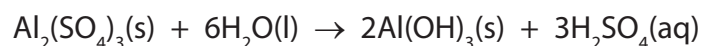
.....

.....



(c) Gardeners can use aluminium sulfate to alter the pH of soil.

The reaction that occurs can be represented as



(i) The $\text{Al}(\text{OH})_3$ contains OH^- ions and the H_2SO_4 contains H^+ ions.

Suggest, with reference to the state symbols, why this reaction makes the soil more acidic.

(2)

.....

.....

.....

.....

(ii) The pH of the soil in a garden is 7.5

A gardener adds some aluminium sulfate to the soil to alter its pH.

Which is the most likely pH of this soil after the reaction occurs?

(1)

- A 1.5
- B 5.5
- C 9.5
- D 13.5


(Total for Question 5 = 8 marks)



- 6 A teacher uses this apparatus to show the reaction between ammonia gas and hydrogen chloride gas to form ammonium chloride.

cotton wool soaked in concentrated ammonia solution

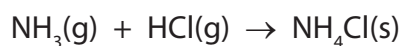
cotton wool soaked in concentrated hydrochloric acid



Concentrated ammonia solution gives off ammonia gas.

Concentrated hydrochloric acid gives off hydrogen chloride gas.

The reaction between the gases can be represented by this equation.



The diagram below shows the apparatus after a few minutes.



- (a) Which process occurs when the gas particles move along the tube?

(1)

- A condensation
- B crystallisation
- C diffusion
- D evaporation

- (b) Explain how the diagram shows which gas moves more quickly during the experiment.

(1)



(c) The teacher tests a sample of ammonium chloride solution.

(i) She uses this method to show that the sample contains ammonium ions.

- add solution X
- warm the mixture
- test the gas given off with damp litmus paper

Suggest the identity of solution X, the identity of the gas given off and the final colour of the litmus paper.

(3)

solution X.....

gas given off.....

final colour of litmus paper.....

(ii) She uses this method to show that the sample contains chloride ions.

- add dilute nitric acid
- add solution Y
- see if a white precipitate forms

Why does she add dilute nitric acid?

(1)

.....

.....

(iii) Suggest the identities of solution Y and the white precipitate.

(2)

solution Y.....

white precipitate.....

(Total for Question 6 = 8 marks)



(c) Propane is an alkane used as a fuel.

Balance the equation for the complete combustion of propane.

(1)



(d) Incomplete combustion of propane leads to the formation of a poisonous gas.

(i) Identify this gas.

(1)

.....
(ii) Explain why the gas is poisonous.

(1)

.....
(iii) During the combustion of propane at high temperatures, gases represented by the formula NO_x can form.

Which two elements combine to form these gases?

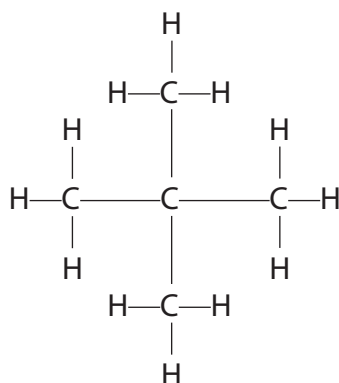
(1)

..... and



(e) The alkane C_5H_{12} has three isomers.

The displayed formula of one of these isomers is



Draw the displayed formulae of the other two isomers.

(2)

--	--



(f) Methane is used in many countries as a fuel in houses. It has no smell, so substances are mixed with it to allow any leaks to be identified.

One of these substances is compound X which has this composition by mass.

C = 53.3%, H = 11.1% and S = 35.6%

(i) Use this information to calculate the empirical formula of X.

(3)

empirical formula of X.....

(ii) The relative formula mass of X is 90

What is the molecular formula of X?

(1)

molecular formula of X.....

(Total for Question 7 = 17 marks)



8 Ethane (C₂H₆) is used as a starting material to manufacture addition polymers. It is first cracked to form ethene (C₂H₄).

(a) Identify the fuel that also forms in this reaction.

(1)

(b) Ethane is described as saturated.

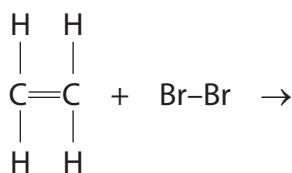
What feature of an ethane molecule is responsible for this description?

(1)

(c) Bromine water can be used to show that a hydrocarbon is ethene rather than ethane.

(i) Complete the equation to show the displayed formula of the product of the reaction between ethene and bromine.

(1)



(ii) Which is the correct statement about this test?

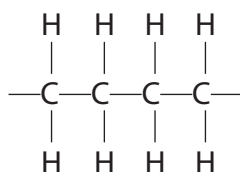
(1)

- A the colour of ethene is brown
- B the product of the reaction is a white precipitate
- C the product of the reaction is colourless
- D the test involves a substitution reaction



(d) Alkenes can be polymerised.

Part of the structure of poly(ethene) can be represented as

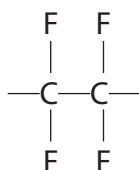


This structure shows the atoms coming from two molecules of ethene.

Draw part of the structure of poly(propene) that shows the atoms coming from two molecules of propene ($\text{CH}_2=\text{CH}-\text{CH}_3$).

(2)

(e) The repeat unit of another addition polymer can be represented as



Draw the structure of the monomer used to make this polymer.

(1)



(f) The disposal of most addition polymers is a problem because they do not biodegrade.

(i) What is meant by the term **biodegrade**?

(2)

.....

.....

.....

.....

(ii) Identify the property that prevents addition polymers from easily biodegrading.

(1)

.....

(Total for Question 8 = 10 marks)



BLANK PAGE



9 This question is about elements in Group 1 of the Periodic Table.

(a) Which statement is correct about lithium?

(1)

- A lithium is a non-metal
- B lithium forms a sulfate with the formula LiSO_4
- C lithium reacts with water to form an alkali
- D lithium reacts with water to form a white precipitate

(b) Lithium and potassium have similar chemical properties because their atoms

(1)

- A have the same number of electrons in the outer shell
- B have the same number of protons
- C have two electrons in the first shell
- D form positive ions

(c) Small pieces of lithium and potassium are added to separate large troughs of water.

State one observation that would be similar for each element, and one that would be different for each element.

(2)

similar.....

different.....

(d) Suggest the formula of the compound formed when potassium reacts with oxygen, and when potassium reacts with chlorine.

(2)

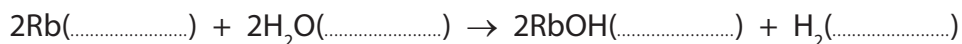
oxygen.....

chlorine.....



(e) Complete the equation for the reaction between rubidium and water by inserting state symbols.

(1)



(f) The table shows information about the isotopes in a sample of rubidium.

Isotope	Number of protons	Number of neutrons	Percentage of isotope in sample
1	37	48	72
2	37	50	28

Use information from the table to calculate the relative atomic mass of this sample of rubidium. Give your answer to one decimal place.

(2)

relative atomic mass =

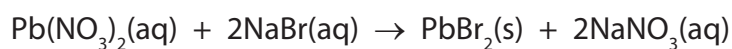
(Total for Question 9 = 9 marks)



10 This question is about the insoluble salt lead(II) bromide.

(a) A student uses the precipitation method to prepare lead(II) bromide.

The equation for the reaction she uses is



Describe how she could use solutions of lead(II) nitrate and sodium bromide to obtain a pure, dry sample of lead(II) bromide.

(5)

.....

.....

.....

.....

.....

.....

.....

.....

.....

.....

.....

.....

.....

.....

.....

.....

.....

.....

.....

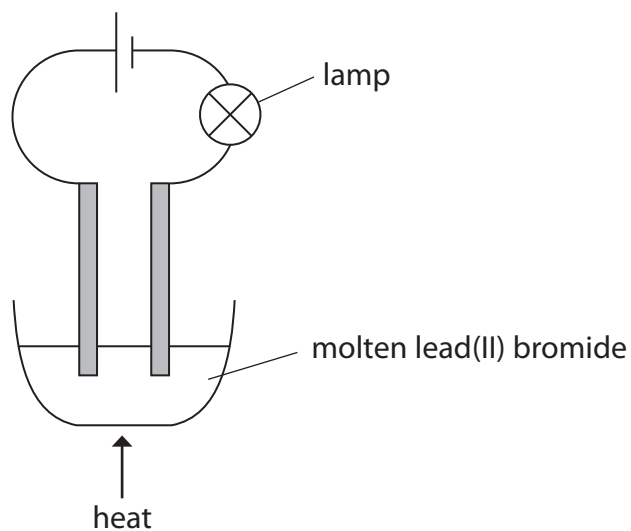
.....

.....

.....



(b) The student's teacher uses this apparatus to electrolyse a pure sample of molten lead(II) bromide.



The student records these observations.

a small blob of a silvery liquid appears at one electrode

a brown substance forms at the other electrode

the lamp stops working soon after the teacher stops heating the lead(II) bromide

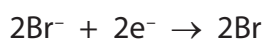
(i) Which is the correct statement about this electrolysis?

(1)

- A** the brown substance is bromide
- B** the products are both elements
- C** the silvery liquid forms at the positive electrode
- D** the silvery liquid is molten lead(II) bromide



(ii) The student writes this half-equation to show the reaction in which the brown substance forms.



Identify the two mistakes in her half-equation.

(2)

1

.....

2

.....

(iii) Explain why the lamp stops working after the teacher stops heating the lead(II) bromide.

(1)

.....

.....

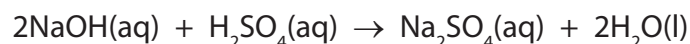
.....

(Total for Question 10 = 9 marks)



11 A student uses the neutralisation method to make a sample of the soluble salt, sodium sulfate.

The equation for the reaction he uses is



(a) He does a titration using these steps to find the ratio of the volumes of reactants needed.

- add 25.0 cm³ solution of dilute sodium hydroxide solution to a conical flask
- add a few drops of phenolphthalein indicator to the conical flask
- add dilute sulfuric acid from a burette until the indicator just changes colour
- repeat the experiment until concordant results are obtained

(i) Which piece of apparatus should the student use to add the sodium hydroxide solution?

(1)

(ii) What colour change would the student see when he neutralises the sodium hydroxide solution?

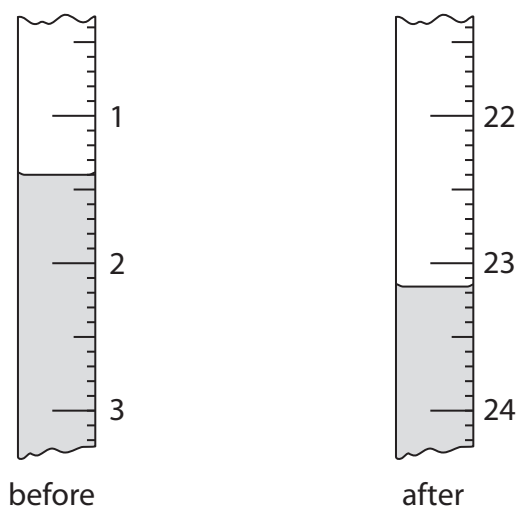
(2)

colour before neutralisation.....

colour after neutralisation.....



(b) The diagram shows the burette readings in one experiment before and after adding the acid.



Use the readings to calculate the volume of acid added, entering all values to the nearest 0.05 cm³.

(3)

burette reading after adding acidcm³

burette reading before adding acidcm³

volume of acid addedcm³

(c) The student repeats the experiment and records these results.

burette reading in cm ³ after adding acid	25.20	25.05	23.65	23.50
burette reading in cm ³ before adding acid	2.90	3.10	2.55	2.30
volume of acid added in cm ³	22.30	21.95	21.10	21.20
titration results to be used (✓)				

The average (mean) volume of acid added should be calculated using only concordant results (those that differ from each other by 0.20 cm³ or less).

(i) Identify the concordant results by placing ticks (✓) in the table where appropriate.

(1)

(ii) Use your ticked results to calculate the average volume of acid added.

(2)

average volume =cm³



(d) The student uses 200 cm^3 of sodium hydroxide solution of concentration 0.300 mol/dm^3 to prepare a sample of sodium sulfate solution.

(i) Calculate the amount, in moles, of NaOH in the sodium hydroxide solution. (2)

amount of NaOH = mol

(ii) Calculate the amount, in moles, of H_2SO_4 needed to neutralise this amount of NaOH. (1)

amount of H_2SO_4 = mol

(iii) Calculate the mass, in grams, of this amount of H_2SO_4 . (2)

mass of H_2SO_4 = g

(Total for Question 11 = 14 marks)



12 A student investigates the rate of the reaction between marble chips (calcium carbonate) and dilute hydrochloric acid. She is given a bottle containing hydrochloric acid labelled 100%.

She uses this method to find out how changing the concentration of the acid affects the rate of reaction.

- add some marble chips to a conical flask
- pour 50.0 cm³ of dilute hydrochloric acid into the flask
- place the flask on a balance and start a timer
- record the time taken for the mass of the flask and contents to decrease by 1.0 g
- repeat the experiment using different concentrations of hydrochloric acid

(a) Suggest two features of the marble chips that the student should keep the same to ensure that the results are valid (a fair test).

(2)

1

2

(b) Why does the mass of the flask and contents decrease during the experiment?

(1)

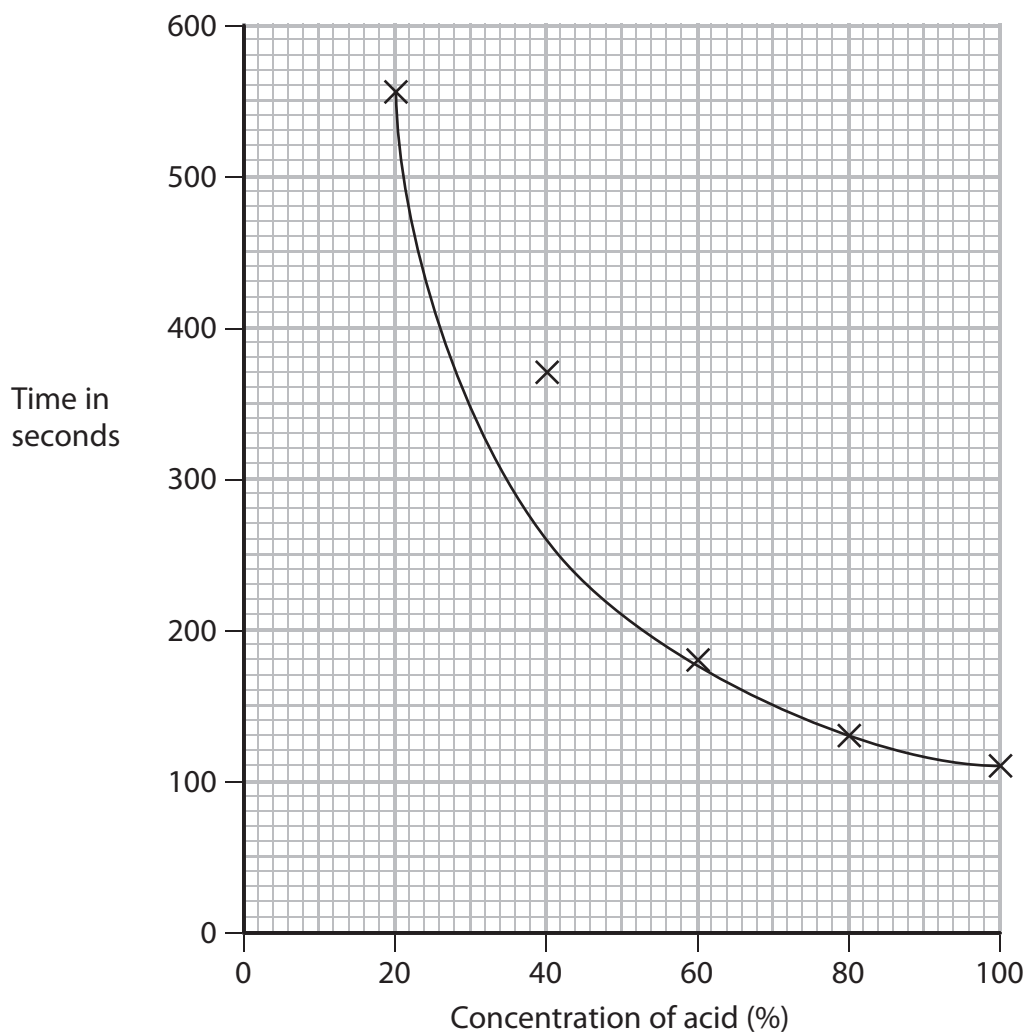
(c) The student should have put some cotton wool in the neck of the conical flask after placing the flask on the balance.

How would this improve the accuracy of the results?

(1)



(d) The graph shows the student's results for the decrease in the mass of the flask and contents by 1.0 g.



(i) Use the graph to find the time taken for the loss of 1.0 g of mass from the flask when the concentration of acid is 50%.

Show on the graph how you obtained your answer.

(2)

(ii) One of the points on the graph is anomalous.

What could have caused this anomalous result?

(1)

- A** the concentration of acid was more than 40%
- B** the loss of mass was greater than 1.0 g
- C** the mass of marble chips was more than 10 g
- D** the student started the timer too late



(e) The results of each experiment can be used to calculate the rate of reaction using the expression

$$\text{rate of reaction in grams per second} = \frac{1.0 \text{ g}}{\text{time to lose 1.0 g in seconds}}$$

Calculate the rate of reaction when the concentration of acid is 50%.

(2)

rate of reaction = g/s

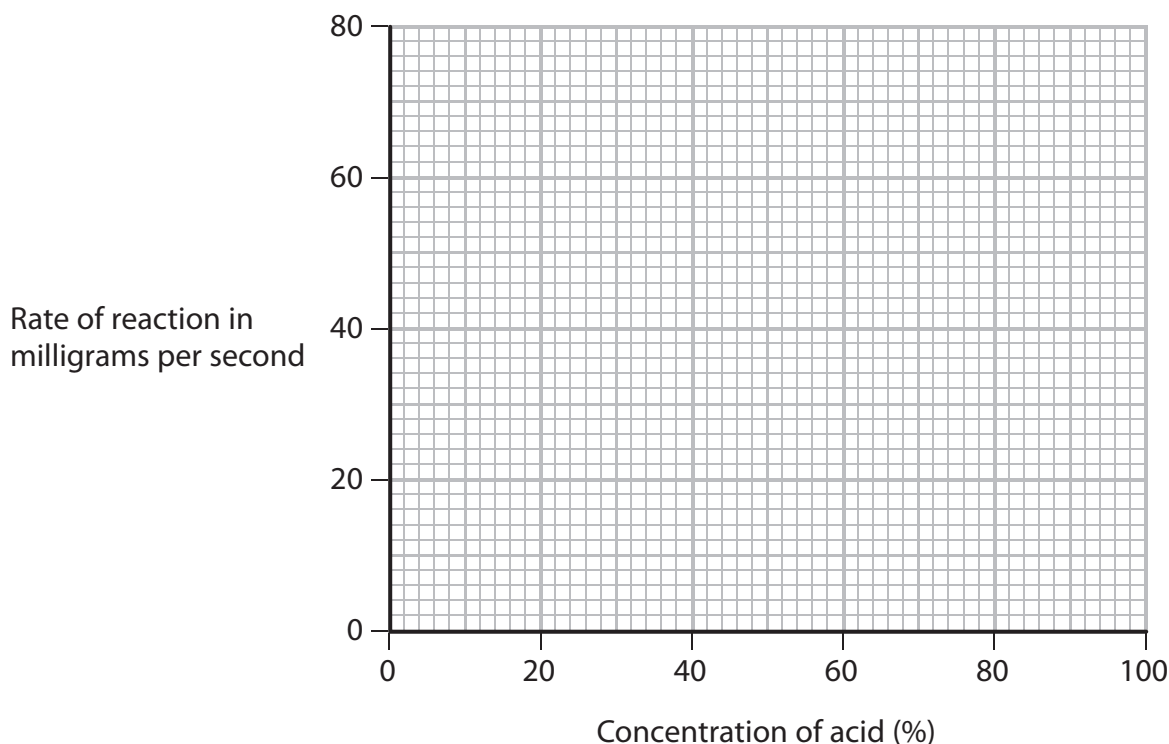
(f) The student is given a bottle of hydrochloric acid with a concentration different from that used in the previous experiments. She repeats the investigation using different concentrations of hydrochloric acid. She calculates the rate of reaction for each experiment.

The table shows her results.

Rate of reaction in milligrams per second	15	29	40	56	70
Concentration of acid (%)	20	40	60	80	100

Plot these results on the grid and draw a straight line of best fit.

(3)



(g) The rate of reaction increases as the concentration of the acid increases.

Explain this relationship in terms of particles.

(3)

.....

.....

.....

.....

.....

.....

.....

(Total for Question 12 = 15 marks)

TOTAL FOR PAPER = 120 MARKS



BLANK PAGE

